


**NEW!**

SMT Power Inductors – EPL2010 Series



- Smallest shielded power inductors; 2.0 × 2.0 × 1 mm high
- Extremely low DCR and very high SRF ratings
- Isat ratings as high as 2.6 A

Designer's Kit C412 contains 5 each of all values

Core material Ferrite

Terminations RoHS compliant tin-silver over gold over nickel over silver. Other terminations available at additional cost.

Weight 13 – 18 mg

Ambient temperature –40°C to +85°C with I_{rms} current, +85°C to +125°C with derated current

Storage temperature Component: –40°C to +125°C.
Packaging: –55°C to +80°C

Resistance to soldering heat Max three 40 second reflows at +260°C, parts cooled to room temperature between cycles

Moisture Sensitivity Level (MSL) 1 (unlimited floor life at <30°C / 85% relative humidity)

Mean Time Between Failures (MTBF) 26,315,789 hours

Packaging 2000/7" reel; 7500/13" reel Plastic tape: 8 mm wide, 0.28 mm thick, 4 mm pocket spacing, 1.3 mm pocket depth

PCB washing Only pure water or alcohol recommended

Part number ¹	Inductance ² ±20% (µH)	DCR nom ³ (Ohms)	DCR max ³ (Ohms)	SRF typ ⁴ (MHz)	Isat (A) ⁵			I _{rms} (A) ⁶	
					10% drop	20% drop	30% drop	20°C rise	40°C rise
EPL2010-301ML_	0.30	0.032	0.038	412	1.2	2.1	2.6	1.76	2.31
EPL2010-471ML_	0.47	0.040	0.048	283	1.0	1.6	2.2	1.66	2.16
EPL2010-681ML_	0.68	0.058	0.070	214	0.80	1.3	2.0	1.48	1.94
EPL2010-821ML_	0.82	0.068	0.082	173	0.70	1.2	1.6	1.28	1.68
EPL2010-102ML_	1.0	0.086	0.103	145	0.65	1.0	1.35	1.04	1.36
EPL2010-152ML_	1.5	0.141	0.155	102	0.60	0.95	1.30	0.799	1.04
EPL2010-222ML_	2.2	0.202	0.222	80	0.43	0.78	1.05	0.751	0.978
EPL2010-332ML_	3.3	0.272	0.299	63	0.35	0.63	0.85	0.671	0.879
EPL2010-472ML_	4.7	0.429	0.472	50	0.30	0.47	0.65	0.527	0.680
EPL2010-682ML_	6.8	0.512	0.563	46	0.24	0.43	0.57	0.440	0.575
EPL2010-822ML_	8.2	0.827	0.910	42	0.22	0.40	0.53	0.415	0.520
EPL2010-103ML_	10	0.914	1.00	33	0.20	0.35	0.47	0.392	0.495

1. When ordering, please specify **termination** and **packaging** codes:

EPL2010-103MLC

Termination: **L** = RoHS compliant tin-silver over gold over nickel over silver.

Special order: **T** = RoHS tin-silver-copper (95.5/4/0.5) or **S** = non-RoHS tin-lead (63/37).

Packaging: **C** = 7" machine-ready reel. EIA-481 embossed plastic tape (2000 parts per full reel).

B = Less than full reel. In tape, but not machine ready. To have a leader and trailer added (\$25 charge), use code letter C instead.

D = 13" machine-ready reel. EIA-481 embossed plastic tape. Factory order only, not stocked (7500 parts per full reel).

2. Inductance tested at 100 kHz, 0.1 V_{rms}, 0 Adc.

3. DCR measured on a micro-ohmmeter.

4. SRF measured using Agilent/HP 4395A network analyzer or equivalent.

5. DC current at which the inductance drops the specified amount from its value without current.

6. Current that causes the specified temperature rise from 25°C ambient.

7. Electrical specifications at 25°C.

See Qualification Standards section for environmental and test data.

Refer to Doc 362 "Soldering Surface Mount Components" before soldering.

Coilcraft®

Specifications subject to change without notice.
Please check our website for latest information.

Document 584-1 Revised 04/21/08

1102 Silver Lake Road Cary, Illinois 60013 Phone 847/639-6400 Fax 847/639-1469

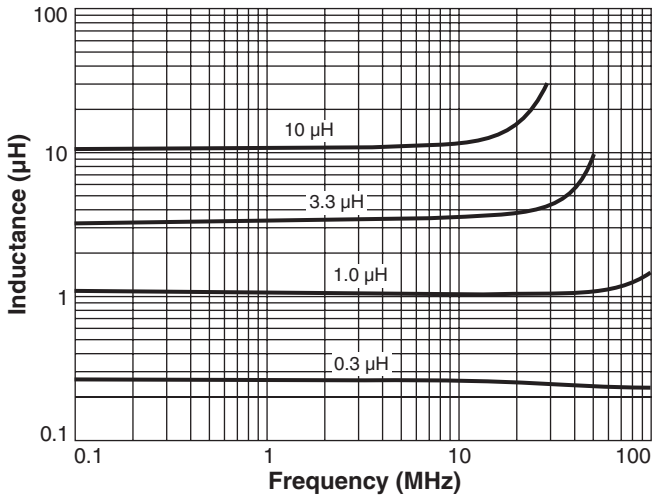
E-mail info@coilcraft.com Web <http://www.coilcraft.com>



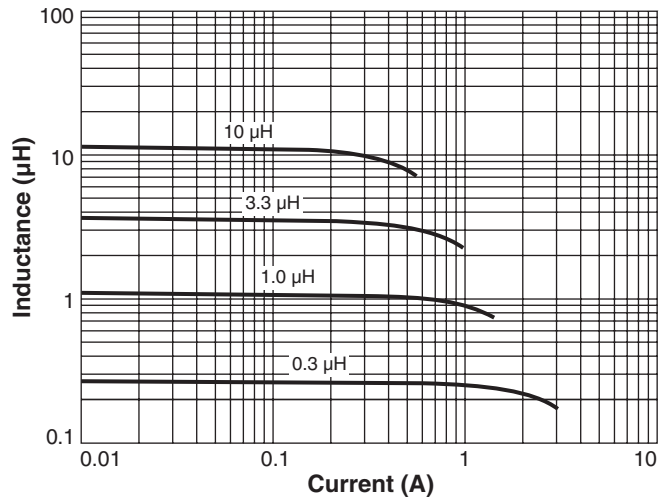
NEW!

SMT Power Inductors – EPL2010 Series

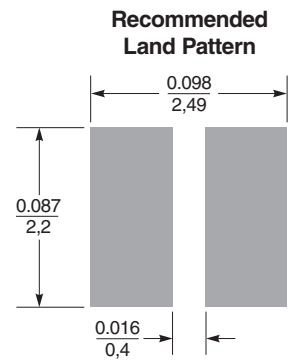
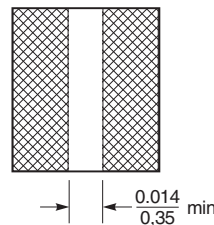
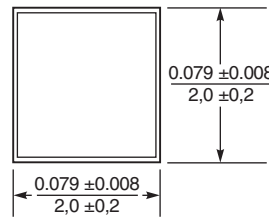
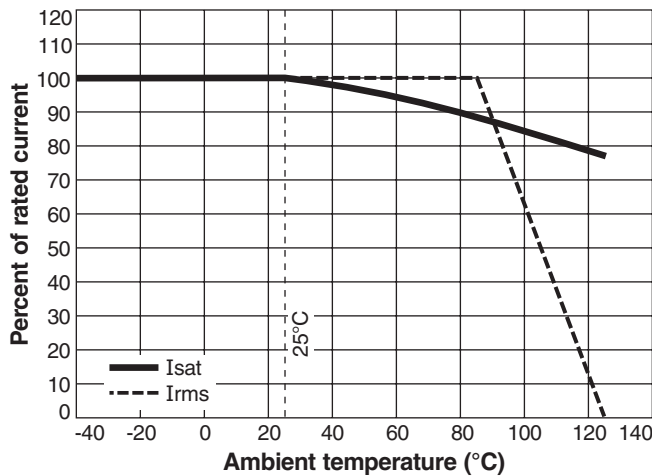
Typical L vs Frequency



Typical L vs Current



Current Derating



Dimensions are in $\frac{\text{inches}}{\text{mm}}$



Specifications subject to change without notice. Please check our website for latest information.

Document 584-2 Revised 04/21/08

1102 Silver Lake Road Cary, Illinois 60013 Phone 847/639-6400 Fax 847/639-1469

E-mail info@coilcraft.com Web <http://www.coilcraft.com>